

# OWNER'S MANUAL

## LCR Series

### 6.5LCR / 6.1LCR

#### Left, Center, Right Channel Home Theater Speaker

Congratulations on your purchase of SpeakerCraft's LCR Speaker. The LCR has been matched to SpeakerCraft's Mirror Image Technology In-Wall Speakers, providing an outstanding home theater experience.

#### SPEAKER PLACEMENT

The LCR speaker can be used in any position of a home theater speaker system. A single LCR can be used for the front center channel or a pair can be used for front or rear left and right. Because the LCR speaker is magnetically shielded, it is perfectly safe to place it close to the television.

#### Use as a Center Channel Speaker

The 6.5LCR and 6.1LCR have been designed to blend seamlessly with SpeakerCraft architectural in-wall and in-ceiling speakers, specifically the Mirror Image Technology (MT) Series. With the cabinet positioned horizontally, place the LCR as close to the screen as possible. This most often means it will need to be placed directly on top of or just below the television with the front of the cabinet as far forward as possible, preferably flush with the screen. Vertically lining up the cabinet with the left and right speakers while not necessary, will improve the performance. (Figure #1)

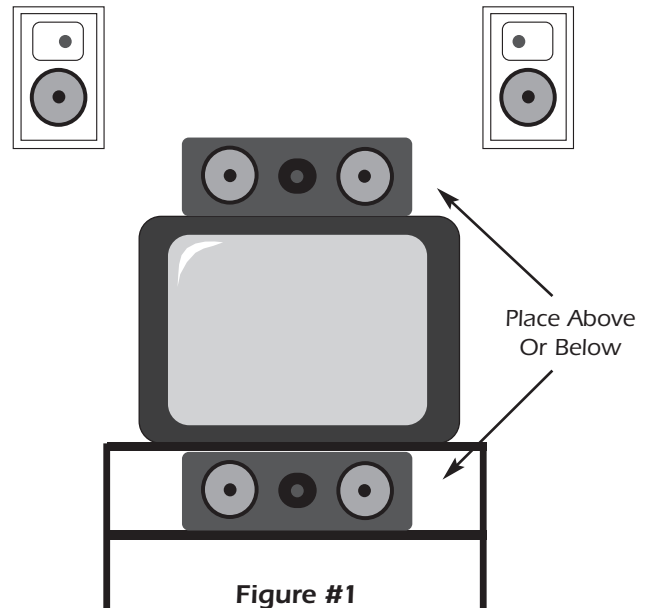


Figure #1

#### Use as Front Left and Right Speakers

When using the LCR for front left and right speakers, the cabinets should be positioned vertically with the tweeter towards the screen. (Figure #2) Best results are achieved when the left, right and center channel speakers are all the same distance away from the listener. The front left and right speakers should be placed so that they form an equilateral triangle, with the listener at one point and each speaker at the other two. (Figure #3)

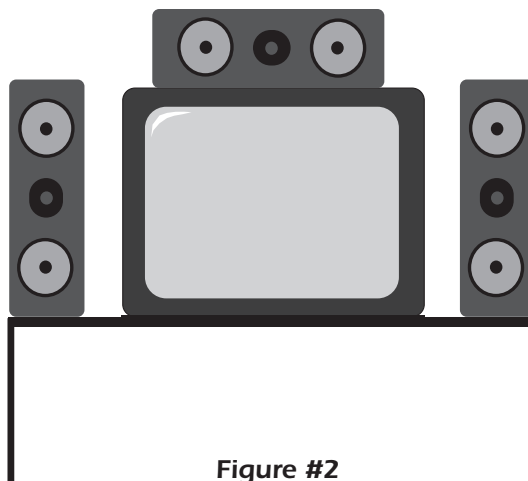


Figure #2

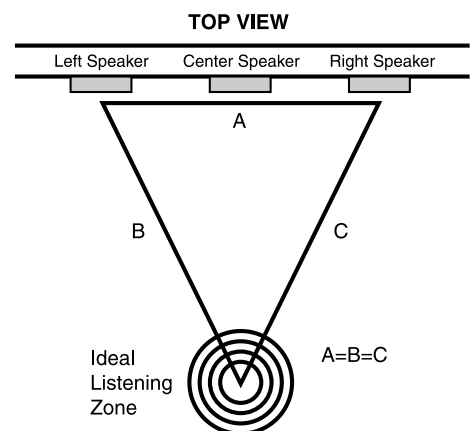


Figure #3

SpeakerCraft®

## SPEAKER ADJUSTMENTS

### Tweeter

The LCR speaker comes from the factory with the tweeter facing straight out from the cabinet. However, depending upon the placement of the cabinet, you may wish to direct the tweeter towards the main listening area. Doing so will assure that all of the critical high frequencies will reach the listener. For example, if the speaker is above the listener, such as on top of a large television, it would be best to point the tweeter down towards the listener. The reverse applies if the speaker is below a television and low in the room. To adjust the tweeter, apply pressure on the ring surrounding the tweeter with thumb and fingers. **CAUTION:** Be sure not to apply pressure to the tweeter dome itself, as permanent damage will probably occur.


### Bass and Treble Switches (6.5LCR only)

The 6.5LCR comes from the factory with the bass and treble adjustments set flat to 0dB. Due to the position of the cabinet and the characteristics of the other speakers in the system, it may sometimes be best to change the bass and treble adjustments. This flexible feature ensures that the 6.5LCR will match seamlessly with other speakers in the system. (See Figure #4)

When selected, the setting will have the following results:

- 3dB - Reduces the loudness of the selected frequency (bass or treble)
- 0dB - The selected frequency (bass or treble) remains at a neutral level
- +3dB - Increases the loudness of the selected frequency (bass or treble)

Figure #4



## SPEAKER INSTALLATION

### Attaching Self-Adhesive Isolation Pads

Once you have decided on the placement of the LCR following the above guidelines, attach the enclosed pads at each corner of the side that is placed down.

### Wiring the Speaker

Attach the speaker cable (observing the proper polarity with your amplifier, + to + and - to -).

## LIMITED LIFETIME WARRANTY

SpeakerCraft Inc. warrants to the original retail purchaser *only* that this SpeakerCraft product will be free from defects in materials and workmanship, provided the speaker was purchased from a SpeakerCraft Authorized Dealer.

Defective products must be shipped, together with proof of purchase, prepaid insured to the SpeakerCraft Authorized Dealer from whom they were purchased, or to the SpeakerCraft factory at the address listed on this installation instruction manual. Freight collect shipments will be refused. It is preferable to ship this product in the original shipping container to lessen the chance of transit damage. In any case, the risk of loss or damage in transit is to be borne by the purchaser. If, upon examination at the Factory or SpeakerCraft Authorized Dealer, it is determined that the unit was defective in materials or workmanship at any time during this warranty period, SpeakerCraft or the SpeakerCraft Authorized Dealer will, at its option, repair or replace this product at no additional charge, except as set forth below. If this model is no longer available and can not be repaired effectively, SpeakerCraft, at its sole option, may replace the unit with a current model of equal or greater value. In some cases where a new model is substituted, a modification to the mounting surface may be required. If mounting surface modification is required, SpeakerCraft assumes no responsibility or liability for such modification. All replaced parts and product become the property of SpeakerCraft Inc. Products replaced or repaired under this Warranty will be returned to the original retail purchaser, within a reasonable time, freight prepaid.

This Warranty does not include service or parts to repair damage caused by accident, disaster, misuse, abuse, negligence, inadequate packing or shipping procedures, commercial use, voltage inputs in excess of the rated maximum of the unit, or service, repair or modification of the product which has not been authorized or approved by SpeakerCraft. This Warranty also excludes normal cosmetic deterioration caused by environmental conditions. This warranty will be void if the Serial Number on the product has been removed, tampered with or defaced.

This Warranty is in lieu of all other expressed warranties. If the product is defective in materials or workmanship as warranted above, the purchaser's sole remedy shall be repair or replacement as provided above. In no event will SpeakerCraft be liable for any incidental or consequential damages arising out of the use or inability to use the product, even if SpeakerCraft Inc. or a SpeakerCraft Inc. Authorized Dealer has been advised of the possibility of such damages, or for any claim by any other party. Some states do not allow the exclusion or limitation of consequential damages, so the above limitation and exclusion may not apply.

All implied warranties on the product are limited to the duration of this expressed Warranty. Some states do not allow limitation on the length of an implied warranty. If the original retail purchaser resides in such a state, this limitation does not apply.



## SPEAKER SPECIFICATIONS

	<b>6.5LCR</b>	<b>6.1LCR</b>
System Description:	Cabinet with dual woofers and a single tweeter. Adjustable bass and treble controls.	Cabinet with dual woofers and a single tweeter
Tweeter:	Pivoting 1" cloth dome, liquid cooled tweeter with a neodymium magnet	Pivoting 1" cloth dome, liquid cooled tweeter with a neodymium magnet
Woofers:	Dual 6½" dual voice coil woofers with mineral-filled polypropylene cone and butyl rubber surround	Dual 6½" dual voice coil woofers with polypropylene cone and urethane surround
Impedance:	8/6/4Ω, depending on switch position	8Ω
Sensitivity:	90dB 1W/1m	92dB 1W/1m
Frequency Response:	40Hz - 20kHz ± 2dB	50Hz - 20kHz ± 2dB
Power Recommendations:	50 - 80 watts (undistorted)	50 - 80 watts (undistorted)
Dimensions:	(H) 7⅝" x (W) 22¾" x (D) 9¼"	(H) 7⅝" x (W) 21¾" x (D) 9⅜"

In our attempt to constantly improve our products, features and specifications are subject to change without notice.

---

SpeakerCraft offers a variety of accessories to make your installation of this and other SpeakerCraft products easy, economical, and professional. Contact your authorized SpeakerCraft Dealer for more information.

Should you have any questions regarding this, or any other SpeakerCraft product, please call our toll-free service hotline at 1-800-448-0976. We are available to assist you every weekday, except holidays, between the hours of 7:00 a.m. and 5:00 p.m. PST.